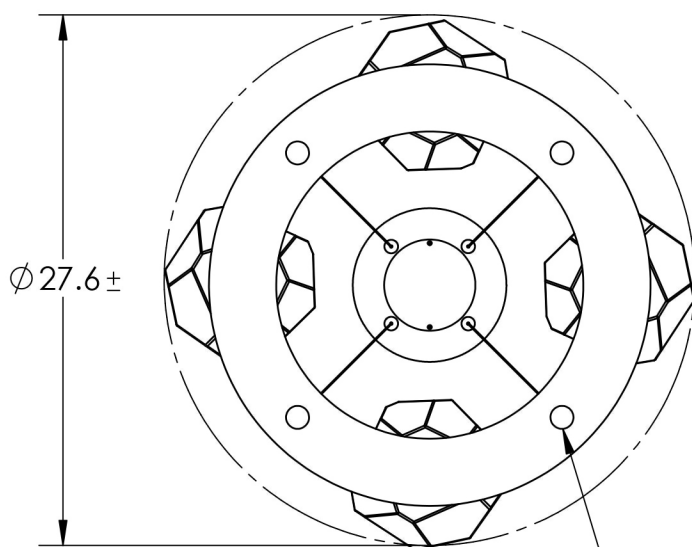
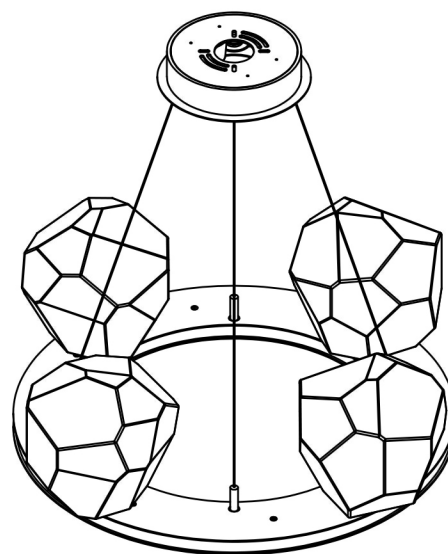
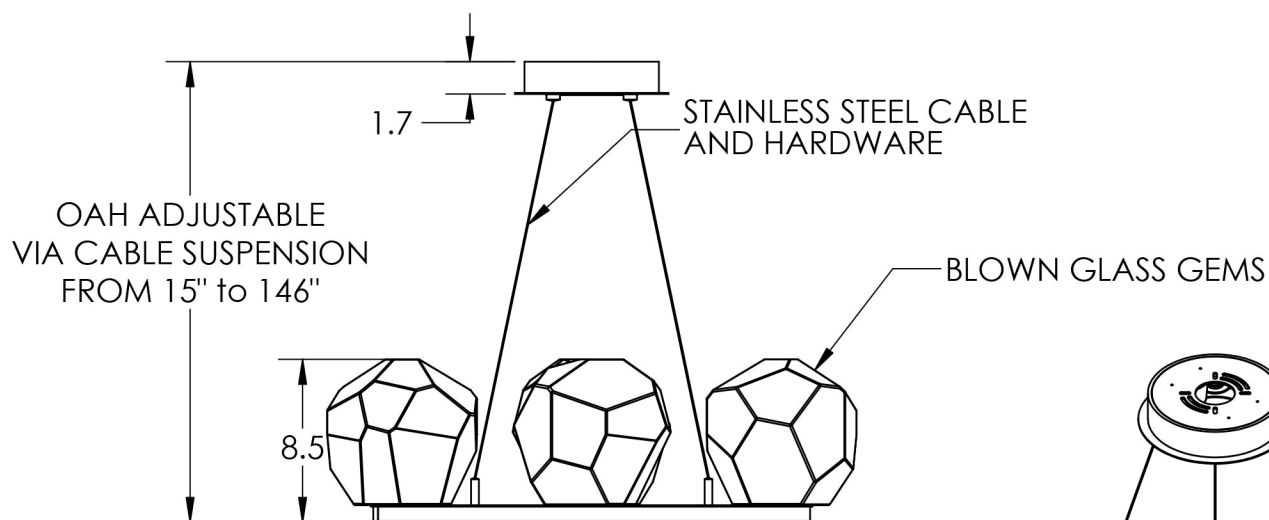


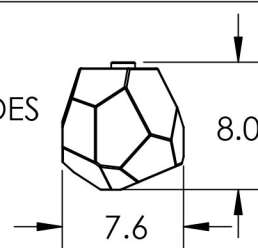
SPECIFICATION DRAWING

Collection: GEM

Product #: CHB0039-0A



CHANELIER INCLUDES
4 LARGE GEMS.

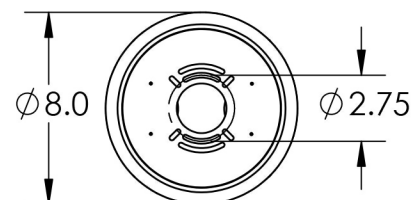


FROSTED GLASS DIFFUSERS

9/27/2016 ©

Mounting Packet: T	Weight(lbs.): 32	Electrical Type: LED	CCT: 2700 K
UL Location: DRY	Elec. Qty: 8	Wattage: 31	Voltage: 120
Finish: SEE WEB SITE FOR OPTIONS	Source Lumens: Up: 740	Down: 1370	
Top Diffuser: CLOSED GLASS	Forward/Reverse Phase Dimmable To 1%		
Bottom Diffuser: FROSTED GLASS	CRI: 90+	Power Factor: >0.9	

Mounting Detail



MOUNTS DIRECTLY TO J-BOX