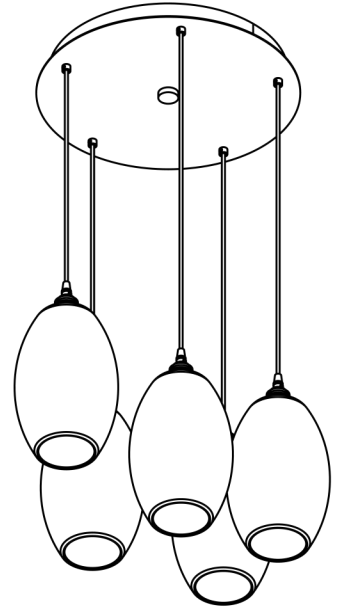
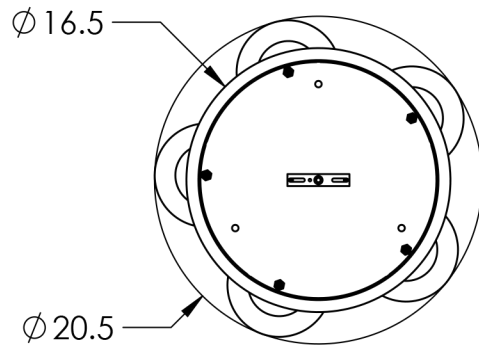


SPECIFICATION DRAWING

Collection: ELLISE

Product #: CHB0035-05



CORD AND SOCKET
COLOR TO MATCH FINISH

OAH ADJUSTABLE VIA
CORD SUSPENSION
FROM 15" TO 133"

12.9

OPTIC BLOWN GLASS

6.5

HAND BLOWN GLASS
MAY VARY UP TO 1"

Bulbs Not Included

4/6/2016 (A)

Mounting Packet: W

Electrical Type: INCANDESCENT

Approximate lbs.: 30

Bulb Qty: 5 Bulb Type: A

Finish: SEE WEB SITE FOR OPTIONS

Wattage: 40 Voltage: 120

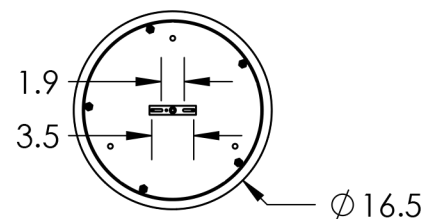
Top Diffuser: CLOSED

Socket Type: MEDIUM

Bottom Diffuser: OPEN

UL Location: DRY

Mounting Detail



MOUNTS DIRECTLY TO J-BOX